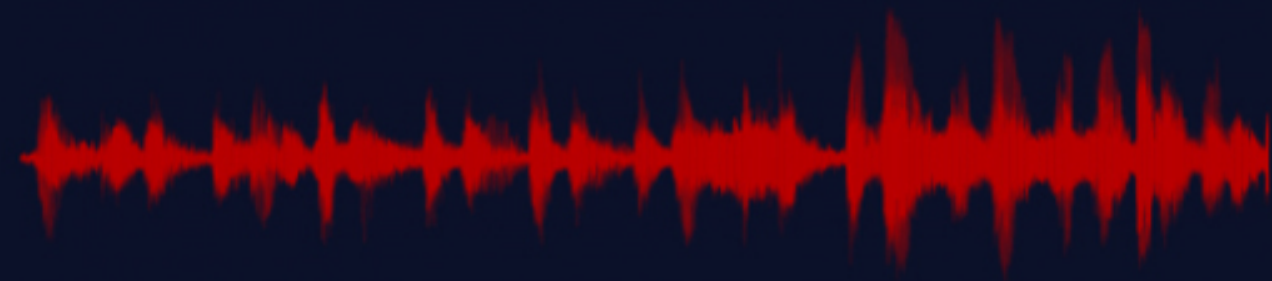




ULTIMATE GUIDE TO BE AN INDEPENDENT ARTISTE



This is all you need to know before you step into
Music Industry

RAVI KAUSHAL

Ultimate Guide to be an Independent Artiste

Start with an --- Idea

| to become a
| helpful resource
for Artists



Ravi Kaushal

2021

Contents

•Before You Start

- Introduction 02
- Who is an Independent Artist 03
- Singing Tips or Daily Riaz Exercise 04
- Fixing Nasal Tone problem 05
- What kind of music to listen to at the beginner stage? 06
- Song Writing vs Composition 06
- All Terminology of Artist Life 07

•Now you can make it

- What is Music Production? 08
- How to Compose? 08
- How to Write Lyrics? 09
- How to Record? 10
- How to Mix Master? 11
- Song Making (All Processes) 11
- How to create Album art & Thumbnail? 12
- How to Edit Your Videos? 12
- How to Release Your Songs at Audio Platforms? 13

•Your Journey Started

- How to Promote Your Song? 14
- How to do Paid Promotions? 14
- How to Spend Money Efficiently? 15
- Why Spend Money? 15
- Earning Opportunities? 16
- Important 18

Part I

Before You Start

Introduction

I

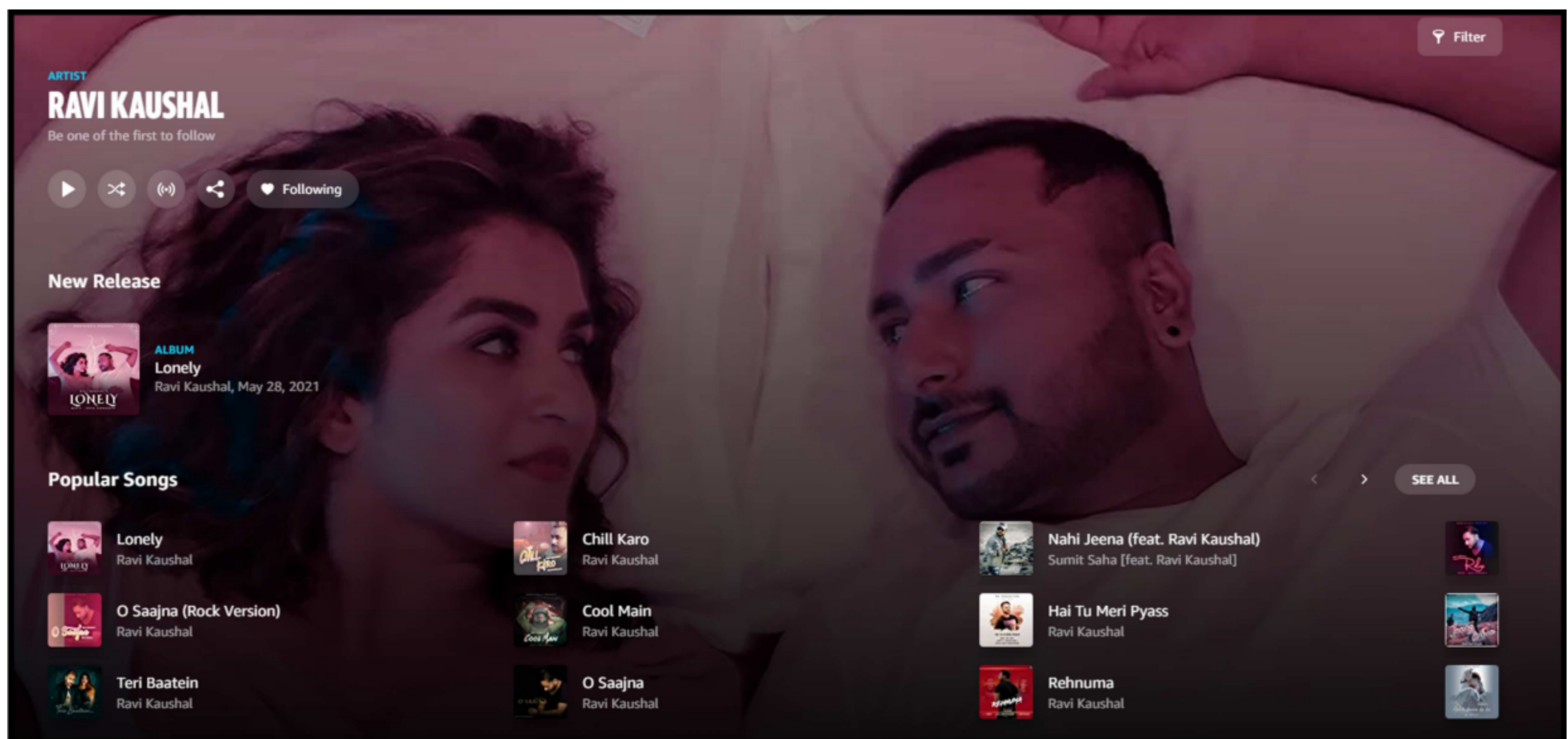
am so glad that you took your first step towards success. Believe me 90% of the people in general to be precise artistes, failed to make their career because they run behind the people who they don't know anything about him/her life or what Hard work, dedication and Frameworks runs behind the success of that person. They just admire the projected image of that person on the screen which is actually the work of PR agency which we will talk about it later.

So let's start with the introduction. well, you all should know what you gonna learn and who is the person you are seeking information or training from. basically, who am I if you don't know me.

So hey my name is Ravi Kaushal, I am a Singer-Songwriter, I started my journey as an independent Artiste in 2013 and have been releasing originals since then. I have already helped many artists by providing services through my production and design company named as MuviArts. I have also been adding more value to the people's lives by being the host for the podcast named "Subconscious Talks" where we talk about real shit with real & authentic people. You can check these in breaks between the Topics. For Now, You can consider me as your mentor.

So that's it for the intro part now let's get started.

Who is an Independent Artist?



Okay, so let's start with what does independence means? So independence is one of the synonyms of freedom. You can do things without actually answering anyone, which includes the steps that you can test out whatever you want. Like you are not restricted to your genre, so you can experiment with a lot and explore any genre you like. For example hip hop nowadays which is a very popular genre that no one can deny, POP is another example which again a very popular genre of music, etc,

Lots of Artists ask me a Question and it's a very genuine question to be asked.

So why being independent than just get signed with any major label?

That's a personal choice, to be honest. It's just like why to start a business than to just get a job. Being an independent Artist is just like running your own business on your terms. You make your own products Package them, Market them, Release them, make them available to the market, take reviews, improve them, release another one make sure its better than before, and then boom you don't know which product of yours captures the eye of the whole local market, Indian market or the international market.

I personally believe music is a very unexplored subject. it has lots of rooms to be discovered yet. we constantly hear music which is handled by some businessman who hasn't spent a day learning the basic skills of music or music theory and all. They just capitalizing on the ongoing trend showing no respect to the good Music at all. So my point is, why we are giving this subject to such person rather we as an Artist can handle it more precisely than them. Make sense?

So I hope now you can decide for yourself what suits you the best. Being Independent or to get Signed.

Singing Tips & Daily Riaz Exercises.



Now you've chosen yourself to be an independent artist. Your inner desire wants to know exactly how to take the next step. So above all remember one thing Indian culture is very very rich in any aspects but particularly in music, we have some great musicians from ancient times as well but hum unki bat nahi karenge yaha pe,

I just want you to be aware that our Indian Classical music is the best music learning system in the whole world. People are crazy to just learn this piece of art and we are so so lucky that we were born in such a country that has beautiful arts and music culture which haven't much explored yet.

That gives us the opportunity to explore and come up with more extraordinary compositions, music, lyrics, etc.

alright don't worry mai nahi aapko bol Raha ki just go and learn whole Indian classical music but for the long term, you should have the knowledge. But here I will suggest to you few Tips and Riaz exercises that I have done to improve my vocals throughout the year. okay, so I am assuming the standard male vocal scale i.e C# I will suggest you some daily exercises videos through which you can just practice your vocal on daily basis and get results in a week if you follow this basic system to train your vocal as I have trained mine and tested on my singer friends and lots of other artists as well.

So what you have to do is :

STEP 1. Just click the link open the video, you have to practice the lower notes Hindi me khraj ka Riaz v Bolte hai isko, it just like ki mai male standard vocal k hisab se C# ka example le Raha for girls you can search for G# ya jo v scale apko suit Karta hai basically to apko channel k videos me mil jaega.

Link: https://www.youtube.com/watch?v=FH-3_nDxa5E&pp=sAQA

STEP 2. Now Sing Om for 5 min, Sa for 5 min & then Aa for 5 min, its basically 15 min video of tanpura on C# scale again, find this tanpura sound in your comfortable scale sing it for 15min

Link: <https://www.youtube.com/watch?v=8JbmsaGXtBY>

STEP 3. Now you have to do some basic Alankars in Sa, Re, Ga, Ma, and Aa Aa Aa video is pretty much explanatory itself to tumhe pata lag jaega Kaise Gana hai

Link: https://www.youtube.com/watch?v=hLJ0JZO7p_4

STEP 4: After that Now Warm your Vocals for 5 min with this video.

Link: <https://www.youtube.com/watch?v=YCLyAmXtpfY>

So these are the 4 exercises you have to do every day without a miss if you want to improve your vocals, do this for a week do let me know the results!

Fixing Nasal Tone Problem

Okay, so Nasal Tone, Actually Nasal tone jo hai wo Kafi logo ki problem hai aap akele nahi ho if you suffering from it then don't worry there are some exercises jo karke aap nasal tone hata sakte ho apne vocal se so fix batane se Pehle let me tell you how to know ki aapke vocal me nasal tone aa bhi Rahi hai ki nahi? Right?

So sabse Pehle what is nasal tone? The nasal tone is basically vocal me nak ki awaaz aana, to pata kaise Karna hai mai batata hu.

Sing Sa in your scale by opening your mouth wide and gate hue bich me nak band karke check karenge ki awaz change ho Rahi hai ki nahi agar awaz change ho Rahi hai to nasal tone aa rhi, nahi to the hai that's how you check, ager awaz change nahi ho rhi tb to well and good congratulations apki awaz khuli hui hai.

Now, for those jiske awaz me nasal tone aa rhi to uske liye, you can exercise and I have some ayurvedic illaz for it,

gyada Kuch nahi Karna hai you just have to practice in Aakar so that nasal blocks khul Jae through time.

sath me alternate days pe sarso ka tel nak me do drop ki Tarah Dalen sone se Pehle it works like magic ha Thora jalta hai Kuch sec k liye but it will help you open your nasal blocks for sure

What kind of music to listen to at the beginner stage?

What kind of music you should listen to at the beginning? To be honest, it's a personal choice to pick what to listen to but you have to know some musician secrets which will help you make great melody and composition.

So at the beginning stage, you should listen to Ghazals yes, listen to Ghazals mai ye nahi bataunga ki kon se, find out your own taste. when you listen to ghazals automatically you will start developing good taste in music, When you listen to some Indian classical beauty pieces you could get lots of ideas to write and compose your own good music.

Mai ye nahi Keh Raha ki current music na suno. but when you listen to our classical music you will gradually develop a sense to judge your own genre of music, which will resonate with you then you will develop your own personality, you will understand how you can put your unique personality to your craft basically. so ya hope this makes sense to you, see you on the next topic.

Song Writing vs Composition

Alright ! this is my favorite thing in this journey. so let's start with the difference between Songwriting and Composition, lots of artists don't know the difference because they think both are the same but no, there is a lot of difference between songwriting and compositions. I will explain this to you in the best possible way jisme tmhe clear ho jaega, So jab aapke Demag me koi melody aati hai let just say (humming a melody) to aap is melody ko record Karte ho ya phone me ya pc me as per your convenience. the melody you recorded is a composition of a melody, basically, you composed a tune on which lyricist will write some lyrics according to the tune then the singer sings it, but agr mere Demag me melody k sath lyrics b aaye suppose (sing a song) to fr isko v record karunga apne phone ya fr pc me then you can say I just wrote a song basically few lines of the song, it could be a hook line around which I have to write full lyrics but you can get the idea that what is the difference NOW you won't be confused at all. From now on if someone asks, who are you? now you will have the clarity that you are a composer or a Songwriter with proper explanation.

Terminology of Artist Life

(Composition, Lyricist, Music Producer, Arranger, Mixing & Mastering, etc)

So now you are ready to know the Terminology. These words you gonna listen to a lot in your career.

Composition: When a composer composes a melody a tune or a whole song then that piece of art is called composition.

Lyricist: A lyricist is a person who writes Lyrics for that compositions

Music Producer: A music producer is a person who produces music for that composition.

Arranger: Arranger kehte hai usko jo wo music producer k according to kya elements honge music me, kon kon se instrument bajenge, he arranges those in the music, that's why he is called Music Arranger.

Mixing & Mastering: Jab sare music arrange hone k bad sare elements ko hum ache se mix Karte hai basically un sare elements ko hum place Karte hai apne hisab se ki kon sa element or instrument ka sound Kaha pe aayega this process is called Mixing.

on other hand after mixing, hum us track ko aur jyada enhance Karte hai so that ki wo track speakers pe and headphones pe aur acha and loud sunai de that is call Mastering.

Scale or KEY: Song me jo chords bajte hai wo sare chords apne key family k hote hai like agr kisi gane ka key Am hai to usme jo chords bajenge wo Am family k honge us gane me C, A, F, C#m ye sare chords generally bajte hai,

Isliye aapko ye bataya kyunki jab bhi aap cover ya original koi song compose karoge uska Ek key decide Karna Hota hai, Ek scale decide Karna Hota hai jis scale me apki awaz comfortable hai, uski music usi scale me Banega.

For cover singers zaruri nahi hai ki jo gana jis original scale me hai, agr wo aapko high lag rha hai & apki awaz nahi ja pa rhi waha tk to aap usko apne cofortable scale me ga sakte ho kyunki sabke awaz ki apni ek vocal range hoti hai.

Metronome: Aapke recording software me Ek option rehta hai wo tempo k hisab se beat pakadne help Karta hai it helps you keeping that rhythm with that beat while singing.

Meter: Meter is like ki if you are rapping or singing your verse should stick to the beats and also should be on the bars.

Tempo: Tempo is Basically the Speed at which your music is Playing or you can say the speed of the song.

Part 2

Now you can make it.

What is Music Production

Alright, Music Production, So let me tell you from the Basic, Music production is basically the music-making of a song which comprises lots of processes. I am not going into too many details because it will confuse you so let's keep it simple, First, Music is a combination of the sound of lots of elements that should resonate with your composition, basically, the composition is a feeling and you express those feelings with your music, your lyrics. so when you compose a song your music should resonate with that feeling. For example, if you want to rap, then the music should resonate with what feelings you want to express through your verses. it could be in Hip hop genres or anything else. there are lots of genres available to explore. when you listen to different kinds of genres then you will realize that what is the potential of exploring music. you can mix the genres also to get some unique flavor to your music as well.

So when you start giving briefs to a music producer make sure you discuss the feeling which you want to express through the music, that will be better for your excellent workflow.

one more thing, if you are making music by yourself that's fine you can use your mind and elements according to it. but when you give music to a producer then your duty is to express your feelings towards the song and let him work on the music according to him/her. let them be themselves do not put your legs between their job. As a songwriter, our job is to collaborate with the teammates to get better results and better growth you have to trust your teammates. Obviously, you can bring suggestions references to the music producer but your job is not to interfere with their creative process, as they don't interfere in your composition & Songwriting process otherwise hire an Arranger.

How to Compose?

Let's talk about Compositions, Okay so compositions are feelings which I said earlier, for example, you want to write a sad song, so sadness is a feeling which you have to explore or represent in the form of your art or your composition. So to write a sad song it's not necessary that you have to go through the sad phase in your life at some point in time.

Usually, different people have their different techniques which work for them, there is no such hard and fast rule ki aise hi Banta hai .you have to explore within yourself that what you are capable of.

but let me give you some more ideas that I have seen in my circle and what techniques I use to compose a song.

First, I just select the zone of the song consciously or it may come naturally to me sometimes like achanak se hi mood kisi wajah se kharab hai ya sad hai to us din sad song type Kuch aa gya demag me then boom a song is made or sometimes I have to imagine the situation, feel it from within then write or compose accordingly.

Processes that I use to write a song :

Now for the process, I am attaching a video link in which I am explaining one of my songwriting processes so that you can watch and learn from it, dekh lo practical tarike se samajh aa jaega.

Link: <https://www.youtube.com/watch?v=0h866hGdu50>

After watching the video I am sharing one more secret method which I use a lot while writing a song.

The process is just going to youtube search for instrumentals or beats whatever you like, write the song on that beat record your demo send it to your producer they will make all fresh music for your song then mix and master and release.

Sorted?

The method which my company MuviArts also follows is liked by many artists in Bollywood too. it's very convenient and cost-effective for an upcoming artist who has less budget.

How to Write Lyrics?

Again Lyrics is also the expression of your own emotions and feelings what you are writing is what your heart says, to be honest when you write a single line it connects you to your heart to the listener's heart. The words you choose in a line of your lyrics can create a lot of impact on your listeners. the lines you write are the expressions of your heart that show your inner self so choose your word wisely. When you writing a song, you should have meaning to your line it should not be just random rhymes. There are some patterns and structures that artists follow while writing any song, it differs from genre to genre but yes there is no hard and fast rule, I believe if you can write good meaningful lyrics then you can kill any genre with your word so lyrics are one of the most important parts of songwriting.

Again we will not go into details here, but if you notice in songs you can find the patterns in the structure of the song, like in pop songs the hook lines are more repetitive, while in Hindi Bollywood there will be a mukhda then antra then mukhda then antra and so on

There are a lot of structures available and released, So you can just listen and find out the patterns and structure of the song, it will help you learn and widen your perspective

If you reached here and following sincerely till now, so congratulation you gotta know a secret so tip is to listen to the world best songs which are on the chart on a weekly or monthly basis on billboards or in India and observe the patterns, words, structure, the music and analyze what is in that song which forces the listeners to listen to it again and again.

Then you will know why bigger artists in India go into the controversy of copied songs.

How to Record?

Alright! So yes how to record usse pehle let me tell you why you need to have this knowledge of recording. ok so if I go into some technical details its a lot to know but I will give you exact knowledge which you need to work on to get the results quickly,

Why learn to record?

See I am assuming that you are an upcoming artist and wanted to save your money in the process of your journey. Just by learning to record you can save a lot of money on your own.

Suppose you go to the studio to record your vocals. if you go to a decent studio it will cost you 1500-2000/- per hour and to record a vocal you end up booking 2-3 hrs minimum which will cost you around 4K so let's do a simple maths and know how we can save the money

Suppose you have saved 4K for a song recording in a month, Don't spend it & wait for another month you have saved 4K again, now you have 8K let's save for one more month now we have 12K, You have saved 12K in three months cool, Now we have 12K budget & its time to buy a mic now pause the reading here and check the link below I have explained how you can get the best mic in your budget and come back.

Link 1: <https://youtu.be/wheWB--Euhs>

OK so after watching the video I know you might be a little bit confused but I have the solution again

right here go to the second link watch the whole video clear your all doubts and come back I'm waiting.

Link 2: <https://www.youtube.com/watch?v=lkvrfUoAwEs>

Now I think your all doubts regarding the recording are cleared now if you have any more doubts you can always reach out to me after Finishing all the basics.

Let's go to the next important topic.

How to Mix Master?

Mixing and Mastering again it a very very important to have the knowledge of both, first let me talk about mixing, when music producer produces music or arranges the music, Now both the things are done by the same people because slowly multitasking is a trend now.

So in mixing, when all the elements are layered on the track mix engineer's job is to mix those sounds of the different elements so that it can be heard as a beautifully sounding track.

For example :

If we eat mixture it's a good and tasty mixture only when the right amount of ingredients are put in it as such as in songs the good mix engineer knows that how to put the right amount of sound of the element which can be used to make the whole track better.

Now Mastering, Mastering is done to enhance the sound of the mixed track to make it sound crisp, loud, and clear for all the speakers and listening devices.

these both mixing and mastering its sounds so simple but trust me it's not, but now at least you know how it works. Lets me tell you the process of Song making now.

Song Making (All Processes)

Alright after knowing all the fundamentals let me tell you how a song is made the basic process, ok so the songwriting process differs from person to person but I will let you know what's mine. not all the songs I ever released are made from this particular process but mostly I use this process because it's kind of became easy for me to make songs through this process and I gonna share them with you.

Basically,

1. I start with listening to a beat, instrumentals, or the music sent by my music producers
2. then I write the song on that music
3. then I record the scratch or the demo in my home recording setup

4. then send the project to my producers
5. then he will make the final music according to the vocals I have sent
6. then he sends me the final minus track of the song
7. then I record my final dub on the final minus track
8. then I send back the project to the producer or mix engineers
9. then the mixing and mastering engineers mix and master the track
10. then I get my final track delivered ready to Release.

if you want to see how I made a song in a day you can check the link below there I explained one of my released song processes you will get some clear ideas so do checkout & Comeback if you already watched it you can skip that: <https://www.youtube.com/watch?v=0h866hGdu50&pp=sAQA>

How to create Album art & Thumbnail?

Alright, So Album arts are the first look of your album which portrays the whole story of your song. To make an album art the standard size is 3000x3000px which is acceptable by all the stores.

Your album art should be as much appealing and attractive which attracts listeners to click on your song.

The same goes with the Youtube thumbnail as well.

Now how to make it, professionals use adobe Photoshop & illustrator to make the album arts which is not so easy to learn and make yourself an expert in a day but,

You can obviously learn the exact things which we need as an artist to make our work easier and make our album art by ourself and save money.

or you can hire a designer or get the package on muviarts. in, contact them on WhatsApp with your name and query and someone from the team will guide you.

How to Edit Your Videos?

So videos, yes you are thinking totally right you have to learn how to edit your videos for youtube and other social media,

Yes, I know it's a lot of learning there but trust me it's worth it.

You don't have to be master in editing videos to put your edited videos out, you just have to learn how to use adobe premiere or sony vegas or da Vinci resolve these are some of the professional software which is used by the professional editors, I learned it I have edited my music videos with some basic editing skills which I can teach you guys first go and check some of the edited videos by me,

Link: <https://www.youtube.com/watch?v=1cgNgF8HwdY>

Ultimate guide to an Independent Artist

I have edited many of my songs and done editing works for another client as well.

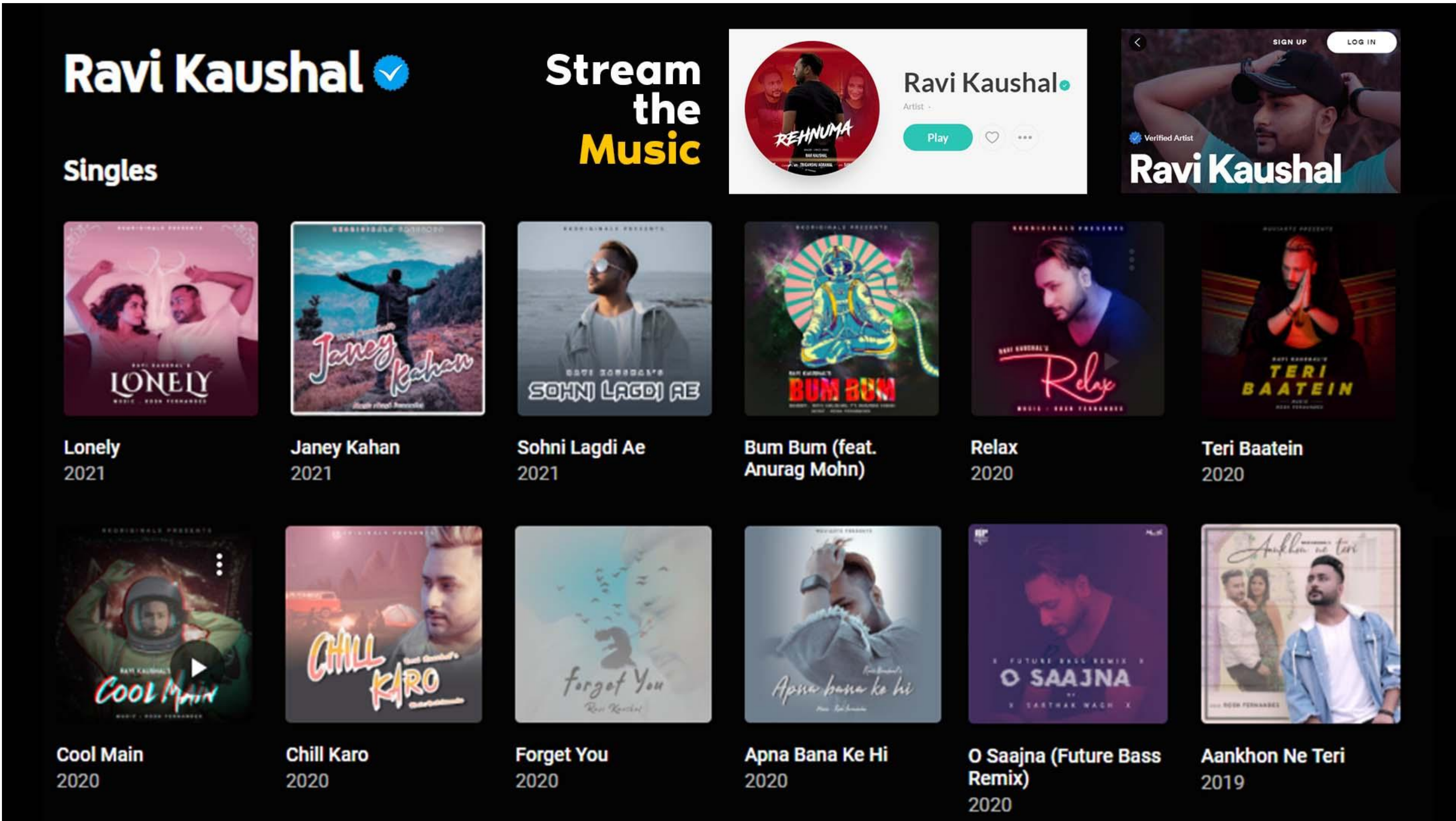
After doing a lot of editing works I mastered this skill too and I want you to learn the same so that you can save money on editing at the beginning of your career.

now I have a team that works for me and helps me editing my videos sorting my recordings and making music etc.

but in the beginning, I know that I don't have money to spent so I learned it given some bucks to one of my friends who teaches me these particular skills. Now I am willing to pass that secret knowledge to you.

let's get to the next topic.

Release Your Songs at Audio Platforms



Now you have made a song finally, everything sorted, the music, the recordings, the mixing and mastering basically your song is ready to release.

Now you can release the song on the free platform like youtube, Soundcloud, Reverbnation, etc or you want to go on the streaming sites like Gaana, Saavn, iTunes, Spotify, etc there are a lot of service providers who will charge some bucks and distribute your songs to the platforms such as distrokid, CDBaby, TuneCore, MuviArts, etc

yes, we have everything which an artist requires in their career on the most affordable budget.

Part 3

Your Journey Started.

How to Promote your song?

Now you have released your song and we have to promote it to the audience. there are lots of ways you can promote a song.

1. Word of mouth - Just by telling people that you have a song out now so go and listen basically you do that with your friends and family and that's important.
2. Paid promotions - Which includes digital marketing, PR, Influencer Marketing which is a trend these days, Facebook Ads, Google Ads, Instagram Ads, etc
3. Banners & Posters in town Billboard etc are also considered in promotions.

Advertisement is whole another sector where you promote your product to get revenue, so it totally depends on your budget. When you making a song and you want to earn from it you have to make a good sellable product which people will like and listen to and stream from where you will get paid.

How to do Paid Promotions?

So let's talk about paid promotions as I mentioned above about the paid promotion it's basically Marketing your music, Now let me touch these aspects one by one so you can get the idea that how it works, 1. Digital Marketing: Digital Marketing means you promoting your songs or product digitally by any means such as facebook ads, Instagram ads, google ads, and more but these are basically more known to people.

- Facebook Ads: Facebook ads are the most used ads platform and have lots of benefits, by using Facebook ads people businesses runs, by using Facebook ads you can get followers, get sales, get leads, get conversions, you can use this particular tool to achieve success in your business.

- Instagram Ads: Instagram ads basically run on the Instagram app where you can get engagement on your posts you can get traffic on your profile by spending some bucks. Instagram is now bought by Facebook so now you can control your Instagram ads via Facebook itself

- Google Ads: Google ads are also a very powerful advertisement tool that allows people to run ads on google and youtube as well, when you click on any thumbnail on youtube you see an ad video that has 5-sec timing to skip, there are varieties of ads you can run for your campaign using google ads

2. Influencer Marketing: Influencer marketing is very popular these days it means basically you see all the influencers on Instagram and other social media who have lots of followers, you can pay them to make videos to promote your songs or any product.

3. PR: PR stands for public relations which consists of articles in digital newspapers and magazines which promote your brand or are used to make your brand image. that's why you see celebrities articles in digital newspapers before any of their song or movie actually released, basically, they are building their brand image in people eyes so that you can get used to them, then basic work of PR is to get a brand familiar with people with any means.

Meme Marketing: How can we miss this. Meme marketing is also very trendy these days you see the meme pages on Instagram that posts 10-20 posts per day which has lots of engagement on it so you can pay them to promote your brand or your song, they will do that in a creative way.

How to spend money Efficiently?

Alright, to spend money efficiently you have to be smart, sabse pehle I want you to learn everything which you need to run a business. Being an independent artist is no other than running a business on your own, it requires all the effort and hard work to get what you want. Everything is available, the thing is are you ready to grind?

So if you came here then I am assuming you have craving for success and are willing to grind and do whatever it takes to climb the success tree.

so the first rule of spending money efficiently is to save your expenses smartly by making a team with like-minded people and collaborate with each other and help each other grow respectively. the secret of growth is in support, when you are willing to support others then they intend to support you in return.

Now, You made a team, now every expense will come on the whole team, You can contribute to a project and make it happen simple rule.

Now if you want to do things on your own and spend less the only possible way is you have to learn what is required to achieve your goal in the long term its a time taking process but worth it. i will explain this to you in the next topic.

Why spend money?

Spending money is a very cliché topic nobody wants to spend money and just wants to earn from here and there but the secret of making money is to spend and invest in the right thing and in the right way. if you want to do great in life and want to take responsibilities & grow as a person, you have to take that knowledge from a person who has already done that.

Money is the most valuable thing in the life of everyone, you have to learn to invest whatever money you have as pocket money or hard-earned money to learn a new skill.

Skill is everything, my friend if you have skills you will become a valuable person in any field and see if you want to get information there are a wide range of information is available on the internet for free you can go and learn from there by your own by doing mistakes and still learn from scratch,

but if you heard somewhere that learning by yourself by doing hard work is the key to success but now I am breaking this stereotype and giving you a nuance that is smart learn to form a person who has spent those years and hard work by hit and trial and acquired that tremendous amount of knowledge throughout the year.

The key now is doing smart work not hard work.

Doing things on your own is not bad, it will give you results but it will take so much time to figure out the things on your own rather you should learn from the person who has already done that and is willing to share that knowledge with you.

I am sure you haven't read and got this much to the point knowledge and values at one place, I remember the days when I was struggling to get through the Music industry and there was no one who helped or guided me for a bit, so I thought why not me, lets help artist and create tremendous opportunity in the market for the artist community as a whole. The revolution is already begun and I welcome you all to the Independent Artist club. Let's make it big.

Earning Opportunities?

Alright, the hottest topic in the scene is how we can earn money, how we can earn if we choose artist field does this field is sustainable?

the answer is yes! you can't imagine how much money you can make with your art.

Art is priceless so you can't compare art with money.

Now m gonna tell lots of ways an artist can earn:

1. By Youtube channel: Although in India youtube channels don't make so much money it's a good option to get fame and money.
2. By Royalties: If you release original songs, streaming sites pay royalties to the artists through which you can earn money worldwide wherever your music is being played.
3. Teaching: you can sell courses or give online classes to students to earn few bucks with teaching and sharing your experiences with your art.
4. Working Professional: you can master your art in music and help others in exchange for bucks. for example, if you know how to play guitar then you can play as a session player for the artists and production houses in their recordings
5. Affiliate marketing: You can earn by suggesting people or others buy the products you use and take a commission in exchange for that brand. For example, if you recommend this ebook or any other products to people you can earn a commission on each sale.
6. Company: if you master your all skills you can run a business by making a team and curating the working professionals to work for your company and help others and earn money.

7. Consulting: If you have tremendous knowledge in the field then you can give consultancy services to the artists and other people in that particular field.

8. Gigs: You can do shows and live events where you can perform and earn some bucks from there. 9.

Promotion: As you know when you are artist people look up to you and want to learn and trust you so you can promote some good products in exchange for money with a good brand which can help people and you can charge money for that promotions.

Now I know you wanted to know how I am earning so let cut to the short I am earning from all the things I mentioned above just wanted to tell you that there is a lot of earning aspect in this field you just have to work on your skills and keep growing.

Important



You are now aware of everything you have to learn and work on. kuch chize aati hongi kuch sikhni parengi time dena parega. Jab tk jitna kar sakte ho karo and sikhte rho on daily basis. jo chize nahi aati you know wo sari services apko MuviArts.in provide Kar Dega obviously.

Now agr koi doubt hai you can always reach out to me.

Ye sari chize jab tm Sikh Jao tb Level up karne ka time aayega then you will realize khud se ki now I have to level up. Then you have to take the advanced program of this course.

Links wagherah sb tmhe mail Kar Diya jaega or you can follow me on social media for updates.

So hope ki tmhe maza Aaya Kuch Sikh k ab tum at least bhatkoge nahi and in the meantime, you will grow in the right direction.

So that's all for now guys thank you so much for taking this eBook and trusting me. I'm so grateful & thankful for this. You can connect with me to get updates on my social media handles do follow everywhere Jaha v tmhara mn ho.

till then I will wait for you to level up & and Reach out to me again with Artiste Mindset.

on that note, be Independent!

Upgrde me Now ! -->